

features

- Single or dual inputs
- DIN rail mounting option
- Surface mounting option
- Tri-colour LED status indication
- Built-in short circuit isolators
- Visible address selector switches
- LED status visible in 2 planes
- Plug in connectors
- Approved to GEA GEI 1-082 and CEA GEI 1-084

The MI-DMMI and MI-DMM2I monitor modules are used with the Morley-IAS intelligent fire alarm control panels to provide a single or dual input circuit from external devices.

Each input is continuously monitored for normal, open circuit and alarm conditions. Changes to the status of the input circuits are communicated to the panel where the appropriate actions may be undertaken.

The MI-DMMI requires a single address and the MI-DMM2I two addresses of the ninety-nine possible module addresses available on a loop. It responds to regular polling from the control panel indicated by a pulsing LED every successful communication.


The MI-DMMI and MI-DMM2I use a unique mechanical design allowing each module to be mounted either in a wall box (M200E-SMB) or on a DIN rail (using M200E-DIN). Irrespective of the mounting method chosen, the address switch is both visible and accessible for selection. To help engineers in the maintenance and fault finding process, both the LEDs and the address switches can be viewed without having to remove the cover of the mounting box. The LEDs, being multi colour, provide diagnostic information regarding the status of the output. For ease of installation, testing and maintenance, the field wiring terminals are of a plug in design.



Honeywell Fire Safety MEA
Emaar Business Park, Building 2
2nd Floor, Office No. 201 Sheikh Zayed Road
P.O.Box 232362, Dubai, U.A.E
T: +971 4 4505 800 F: +971 4 4505 900


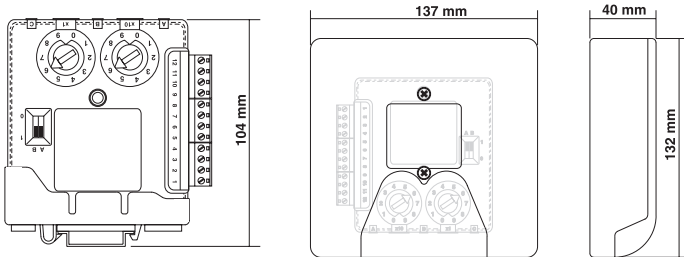
A Honeywell Company

MI-DMMI MI-DMM2I Addressable Monitor Modules Data Sheet



mechanical

Dimensions (H x W x D)	93 x 94 x 23 (mm)
Weight	MI-DMMI 100g MI-DMM2I 110g
Operating Temperature	-20 °C to +60 °C
Humidity	0 to 95% maximum non-condensing



electrical

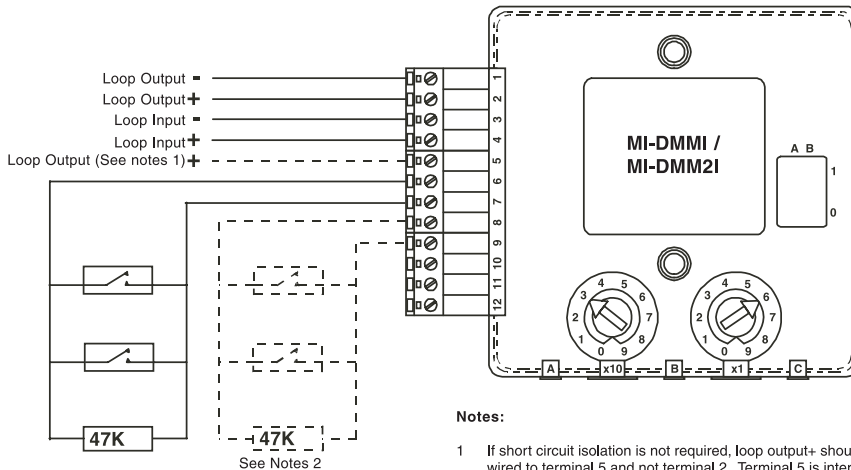
Operating voltage	15 to 30 Vdc
Standby current	
MI-DMMI	
No comms	310µA at 24 Vdc maximum
1 comms every 5 seconds with LED blink	510µA at 24 Vdc maximum
MI-DMM2I	
No comms	340µA at 24 Vdc maximum
1 comms every 5 seconds with LED blink	600µA at 24 Vdc maximum
Terminal Wire	2.5 mm ² maximum

part numbers

MI-DMMI	Single channel addressable input module
MI-DMM2I	Dual channel addressable input module

accessories

M200E-SMB	Surface mounting box
M200E-DIN	DIN rail mounting clip



local distributor

Every care has been taken in the preparation of this data sheet but no liability can be accepted for the use of information therein. Design features may be changed or amended without prior notice.